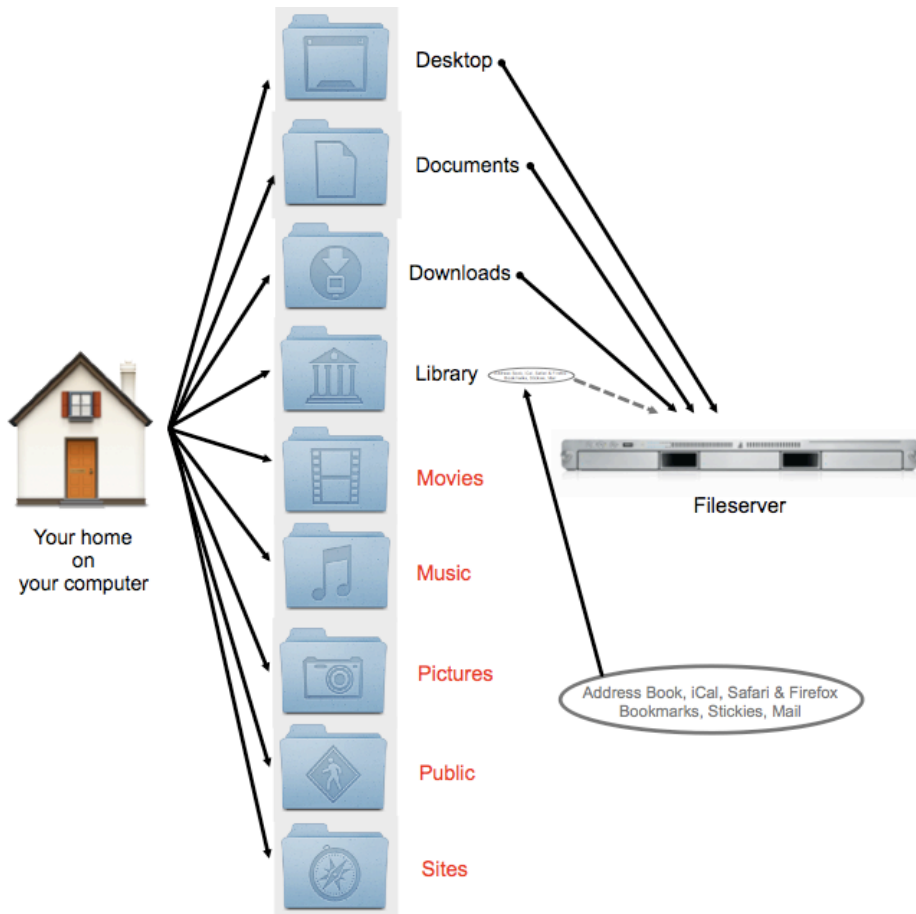


All About Our Mobile Accounts

At TPS, we use what Apple calls mobile accounts. Each user exists in a database on the server. When you first log in as that user on any computer, the computer will ask whether you want to create a mobile account. After clicking the 'create mobile account' button, the computer will make a copy of your home folder from the server and save it to the local computer.

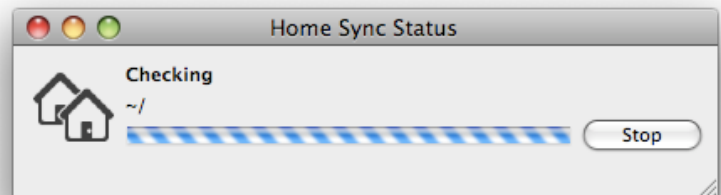


NOTE: You should not make multiple copies of a mobile account. We would only log you onto another computer if your first computer dies.

From that point on, you no longer need access to the server, or even a network, in order to access all your documents. They will live on the computer you are working on. But every hour or so, if you are connected to the TPS network (either by being at TPS or connecting to TPS via a VPN), the changes you have made to your mobile account will be reflected back to your home folder that lives on the server. Except for certain things that change too often, like e-mail. You would be syncing constantly if you had to sync every change made

there. So you'll have to log out and back in again to sync those items.

What this means is that, as long as you have synced recently, your computer can die, and all you need to do is log in on another computer and you can start the process all over again. Any data kept in your Desktop, Documents, and Downloads folders will not be lost. Your Address Book, iCal calendars, Safari & Firefox bookmarks, Stickies and Mail are all synced.



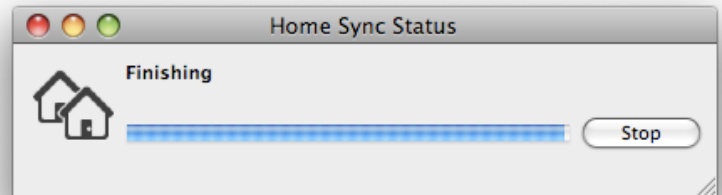


But not everything folder in your home folder is synced. We set aside your Movies, Music and Pictures folders for personal data and we won't sync that to the server. You'll have to purchase an external hard drive to back up that data.

But don't confuse mobile accounts with a back up.

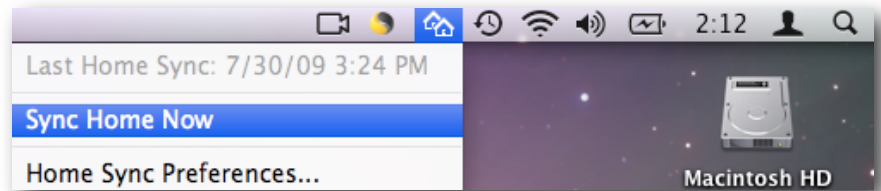
A back up is somewhat different. A backup is a moment in time captured for you to access in the future. We backup the servers, but sync the faculty and staff computers.

This process is actually like a mirror not a photograph; meaning, if you were to accidentally delete a document and then sync your home folder to the server, that document would then be deleted from the server as well.



To check the last time you synced, go into your menu bar on the top right and look for the symbol of the two overlapping houses. Click on that symbol to check your most recent sync or to initiate a sync to start. You need not bother accessing the Home Sync Preferences since these are set up on the server.

Be careful check the date of your last sync on occasion (especially after you've done a lot of work on your computer). You want to have that day as recent as possible just in case something goes wrong with your computer. And like the people at Apple say, it's not a matter of if your computer will fail, it's just a matter of when.



Sometimes, you may see errors with a sync. An icon may show up in your dock to alert you of these errors. Most likely that document or preference can't sync to the server because it's in the middle of being used at the time. No problem. Just click OK and wait until the next time you sync.



If there is a discrepancy, and the dates of the last modification of certain data become misaligned, always choose your mobile home (your computer) to be the main document kept. Since the server should have a copy of the changes you are making on your computer, the computer should always be your starting point.

